

The Tiger Who Came to Tea

A story sandwich book
for children to make:
Print the templates onto
the appropriately
coloured paper: children
can retell the story in
their own words or
pictures. Staple pages
together when complete.



www.communication4all.co.uk



**The Tiger who
came to Tea**

A story sandwich
by

**The Tiger who
came to Tea**





A story sandwich
by

**The Tiger who
came to Tea**

A story sandwich
by

**The Tiger who
came to Tea**

A story sandwich
by



On pink paper for ham

The image displays four large circles arranged in a 2x2 grid. Each circle is designed for writing and contains three horizontal lines. The circles are positioned such that they overlap slightly at their edges. The lines within each circle are evenly spaced and extend across most of the circle's width.

On yellow paper for cheese

<hr/> <hr/> <hr/> <hr/>	<hr/> <hr/> <hr/> <hr/>
<hr/> <hr/> <hr/> <hr/>	<hr/> <hr/> <hr/> <hr/>

On green paper for lettuce

<hr/> <hr/> <hr/>	<hr/> <hr/> <hr/>
<hr/> <hr/> <hr/>	<hr/> <hr/> <hr/>

**The Tiger who
came to Tea**

A story sandwich
by

**The Tiger who
came to Tea**

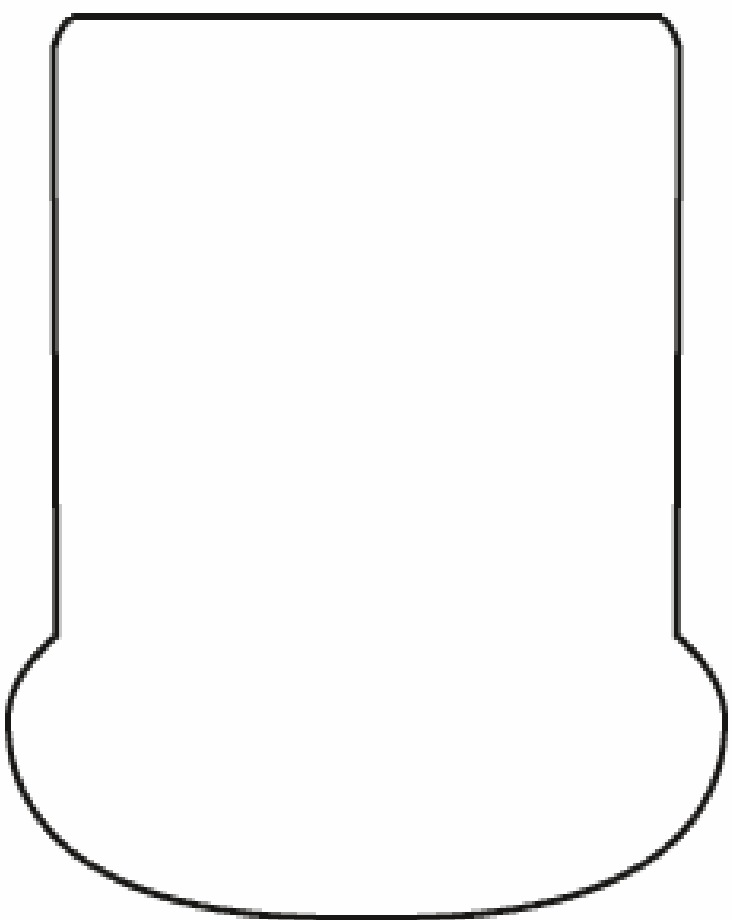
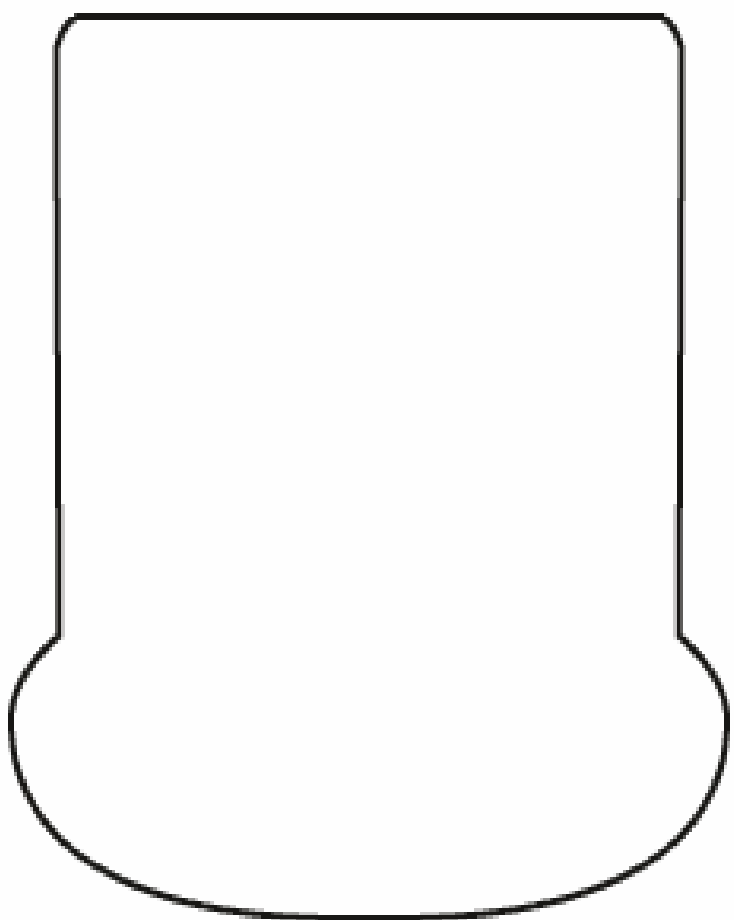


A story sandwich
by

**The Tiger who
came to Tea**

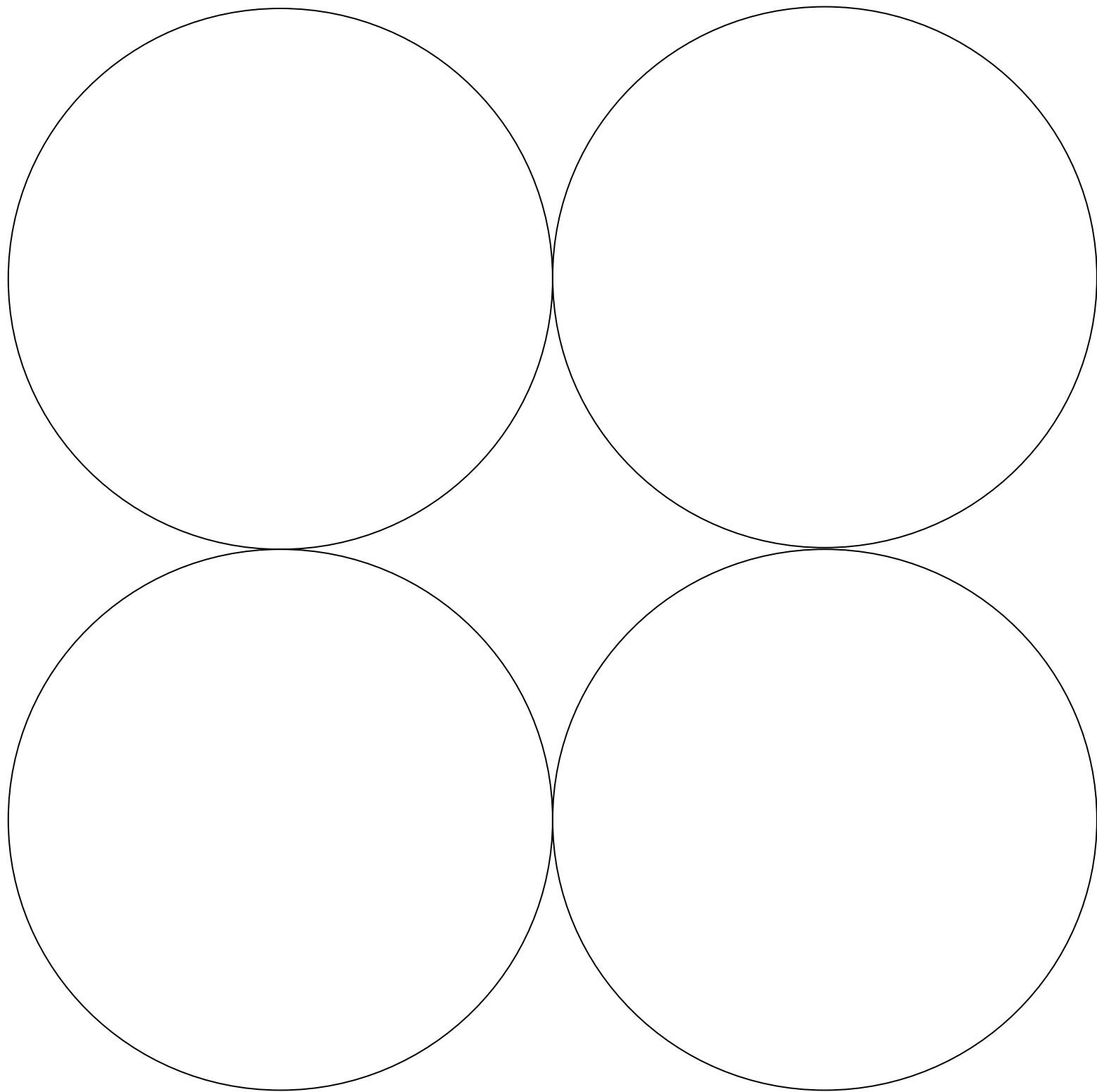
A story sandwich
by

**The Tiger who
came to Tea**

A story sandwich
by



On pink paper for ham



On yellow paper for cheese

On green paper for lettuce

